



Bolivarian Republic of Venezuela
Ministry of People's Power for Internal Affairs and Justice
National Anti-Drug Office
Venezuelan Drug Observatory



Statistics

Drug Seizures and Arrest in

VENEZUELA

Caracas, August 4 2008



Table of Contents



| | | Page |
|---|---------|------|
| Introduction | | 3 |
| Seizures sorted by type of drugs within the national territory | Table 1 | 4 |
| Drug seizures sorted by drug and by state | Table 2 | 6 |
| Drug seizures sorted by region | Table 3 | 8 |
| Drug seizures sorted by agency | Table 4 | 11 |
| Regional Police drug seizures sorted by state | Table 5 | 13 |
| Drug seizures sorted by nationality and sex | Table 6 | 15 |
| Regional Police drug arrests sorted by sex, nationality and state | Table 7 | 17 |
| Drug arrests of foreigners sorted by nationality | Table 8 | 19 |



National Anti-Drug Office

Venezuelan Drug Observatory



In complying with the Organic Law Against the Illicit Trafficking and Consumption of Narcotic and Psychotropic Drugs, the National Anti-Drug Office (ONA) presents the following statistics relating to drug seizures and arrests made in the national territory. This report was made with the support of various security agencies of the State that take action against the illicit trafficking of drugs, corroborating Venezuela's contribution to the global problem of drugs, with the goal of reducing the traffic of narcotics and psychotropics and yet again displaying Venezuela's will to eliminate illicit drugs to the international community.



Table #1



Seizures by type of drug within the national territory

Period: January 1, 2008 to August 4, 2008

| Drug | Quantity (Kgs) | Percentage |
|-----------|----------------|------------|
| Cocaine | 18,988.313 | 61.87% |
| Marijuana | 11,579.410 | 37.73% |
| Heroin | 35.273 | 0.11% |
| Basuco* | 47.796 | 0.16% |
| Crack | 39.532 | 0,13% |
| Total | 30,690.324 | 100% |

Source: National Armed Force & Police Agencies

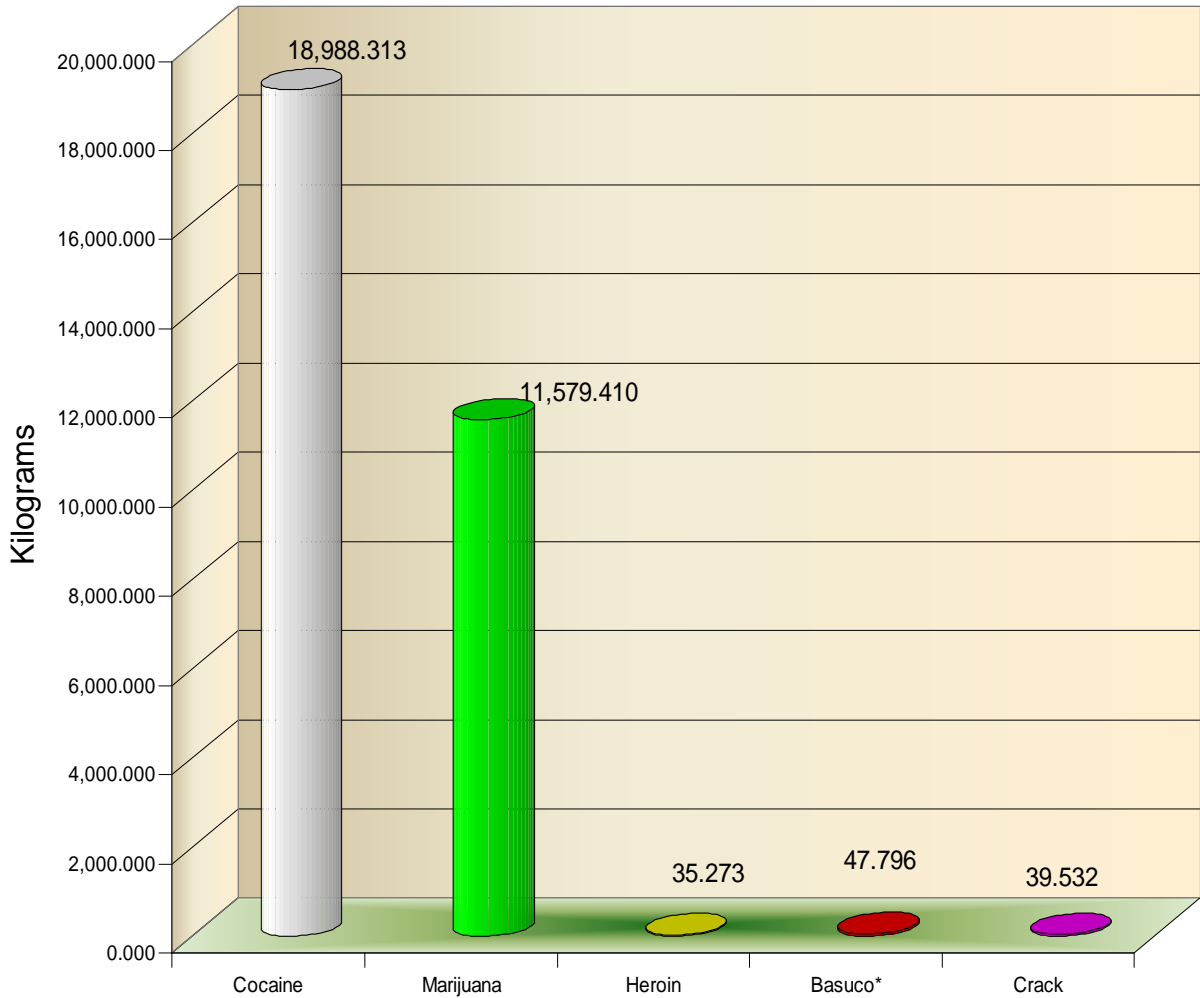
* Basuco is a drug made out of a mixture of coca paste and other substances



Figure #1

Seizures by type of drug within
the national territory

Period: January 1, 2008 to August 4, 2008



Source: National Armed Force & Police Agencies



Table #2



Drug seizures sorted by drug and by state
 Period: January 1, 2008 to August 4, 2008

State/Drug # of Seizures Cocaine etc.

| STATE \ DRUG | # Seizure | Cocaine | Marijuana | Heroin | Basuco | Crack | Total (Kgs.) | (%) |
|------------------|-----------|-----------|-----------|--------|--------|--------|--------------|--------|
| CARABOBO | 246 | 5,122.769 | 126,819 | - | 0.006 | 2,878 | 5,252.472 | 17.11% |
| TACHIRA | 412 | 280.352 | 4,696.657 | - | 0.859 | 0.121 | 4,977.989 | 16.22% |
| ANZOATEGUI | 118 | 1,361.553 | 1,843.981 | - | - | 3,474 | 3,209.008 | 10.46% |
| FALCON | 106 | 1,330.893 | 1,362.933 | - | 0.028 | 0.282 | 2,694.136 | 8.78% |
| VARGAS | 216 | 1,933.998 | 0.351 | 33,286 | - | 1,735 | 1,969.364 | 6.42% |
| AMAZONAS | 1 | 1,161.000 | - | - | - | - | 1,161.000 | 3.78% |
| NUEVA ESPARTA | 198 | 63,576 | 1,014.385 | 0.423 | - | 1,305 | 1,079.689 | 3.52% |
| MIRANDA | 518 | 819,066 | 194,601 | 0.146 | - | 11,627 | 1,025.441 | 3.34% |
| ZULIA | 39 | 828,872 | 43,642 | - | 40,809 | 0.043 | 913,366 | 2.98% |
| BARINAS | 47 | 4,705 | 856,087 | - | 5,231 | 0.680 | 866,703 | 2.82% |
| LARA | 145 | 726,410 | 119,614 | 0.286 | 0.401 | 0.938 | 847,649 | 2.76% |
| CAPITAL DISTRICT | 610 | 706,004 | 117,385 | 0.131 | 0.236 | 4,759 | 828,514 | 2.70% |



Table #2 continued

Drug seizures sorted by drug and by state
 Period: January 1, 2008 to August 4, 2008



State/Drug # of Seizures Cocaine etc.

| STATE \ DRUG | # Seizure | COCAINE | MARIJUANA | HEROIN | BASUCO | CRACK | TOTAL (Kgs.) | (%) |
|----------------------|-----------|------------|------------|--------|--------|--------|--------------|---------|
| MONAGAS | 52 | 745.633 | 4.368 | - | - | 1.986 | 751.987 | 2.45% |
| ARAGUA | 155 | 2.129 | 558.051 | - | - | 2.535 | 562.715 | 1.83% |
| MERIDA | 104 | 397.933 | 32.873 | 1.001 | 0.035 | - | 431.842 | 1.41% |
| SUCRE | 5 | - | 341.275 | - | - | - | 341.275 | 1.11% |
| GUARICO | 60 | 3.909 | 164.659 | - | 0.075 | 0.080 | 168.723 | 0.55% |
| TRUJILLO | 42 | 29.872 | 85.196 | - | 0.040 | 0.055 | 115.163 | 0.38% |
| APURE | 4 | 108.325 | 0.030 | - | - | - | 108.355 | 0.35% |
| PORTUGUESA | 16 | 39.520 | 10.648 | - | - | 2.954 | 53.122 | 0.17% |
| BOLIVAR | 138 | 30.131 | 5.402 | - | 0.076 | 3.775 | 39.384 | 0.13% |
| YARACUY | 38 | 1.136 | 0.212 | - | - | 0.105 | 1.453 | 0.00% |
| COJEDES | 15 | 0.156 | 0.189 | - | - | 0.194 | 0.539 | 0.00% |
| DELTA AMACURO | 6 | 0.002 | 0.051 | - | - | 0.007 | 0.060 | 0.00% |
| INTERNATIONAL WATERS | 2 | 3,290.375 | - | - | - | - | 3,290.375 | 10.72% |
| TOTALS | 3,293 | 18,988.313 | 11,581.409 | 35.273 | 47.796 | 39.533 | 30,692.324 | 100.00% |
| | | 61.87% | 37.73% | 0.11% | 0.16% | 0.13% | 100.00% | |



Table #3



Drug seizures sorted by region
 Period: January 1, 2008 to August 4, 2008

Central Region

| STATES | QUANTITY OF DRUGS (Kgs) | | | | | TOTAL |
|------------------|-------------------------|-----------|--------|--------|--------|-----------|
| | COCAINE | MARIJUANA | HEROIN | BASUCO | CRACK | |
| CARABOBO | 5,122.769 | 128.819 | - | 0.006 | 2.878 | 5,254.472 |
| VARGAS | 1,933.992 | 0.351 | 33.286 | - | 1.735 | 1,969.364 |
| CAPITAL DISTRICT | 706.004 | 117.385 | 0.131 | 0.236 | 4.759 | 828.515 |
| MIRANDA | 819.066 | 194.601 | 0.146 | - | 11.627 | 1,025.440 |
| ARAGUA | 2.129 | 558.051 | - | - | 2.535 | 562.715 |
| YARACUAY | 1.136 | 0.212 | - | - | 0.105 | 1.453 |
| TOTAL | 8,585.096 | 999.419 | 33.563 | 0.242 | 23.639 | 9,641.959 |

Central-West Region

| STATES | QUANTITY OF DRUGS (kgs) | | | | | TOTAL |
|--------|-------------------------|-----------|--------|--------|-------|-----------|
| | COCAINE | MARIJUANA | HEROIN | BASUCO | CRACK | |
| ZULIA | 828.872 | 43.642 | - | 40.809 | 0.043 | 913.366 |
| FALCON | 1,330.893 | 1,362.933 | - | 0.028 | 0.282 | 2,694.136 |
| LARA | 726.410 | 119.614 | 0.286 | 0.401 | 0.938 | 847.649 |
| TOTAL | 2,886.175 | 1,526.189 | 0.286 | 41.238 | 1.263 | 4,455.151 |

Source: National Armed Force and Police Agencies



Table #3 continued

Drug seizures sorted by region
 Period: January 1, 2008 to August 4, 2008



Andean Region

| STATES | Quantity of Drugs (kgs) | | | | | | TOTAL |
|----------|-------------------------|------------|--------|--------|-------|---------------|-----------|
| | COCAINE | MARIJUANA | HEROIN | BASUCO | CRACK | SEUDOEFEDRINA | |
| TACHIRA | 280.352 | 4,696.657 | - | 0.859 | 0.121 | 34.700 | 5,012.689 |
| MERIDA | 397.933 | 32.873 | 1.001 | 0.035 | - | - | 431.842 |
| TRUJILLO | 29.872 | 85,196.000 | - | 0.040 | 0.055 | - | 115.163 |
| TOTAL | 708.157 | 89,925.530 | 1.001 | 0.934 | 0.176 | 34.700 | 5,559.694 |

Llanos Region

| STATES | Quantity of Drugs (kgs) | | | | | | TOTAL |
|------------|-------------------------|-----------|--------|--------|-------|---------------|-----------|
| | COCAINE | MARIJUANA | HEROIN | BASUCO | CRACK | SEUDOEFEDRINA | |
| BARINAS | 4.705 | 856.087 | - | 5.231 | 0.680 | - | 866.703 |
| PORTUGUESA | 39.520 | 10.648 | - | - | 2.954 | - | 53.122 |
| COJEDES | 0.156 | 0.189 | - | - | 0.194 | - | 0.539 |
| GUARICO | 3.909 | 164.659 | - | 0.075 | 0.080 | - | 168.723 |
| APURE | 108.325 | 0.030 | - | - | - | - | 108.355 |
| TOTAL | 156.615 | 1,031.613 | - | 5.306 | 3.908 | - | 1,197.442 |

Source: National Armed Force and Police Agencies



Table #3 continued

Drug seizures sorted by region

Period: January 1, 2008 to August 4, 2008



North-Eastern Region

| STATES | Quantity of Drugs (kgs) | | | | | |
|---------------|-------------------------|-----------|--------|--------|-------|-----------|
| | COCAINE | MARIJUANA | HEROIN | BASUCO | CRACK | TOTAL |
| ANZOATEGUI | 1,361.553 | 1,843.981 | - | - | 3.474 | 3,209.008 |
| MONAGAS | 745.633 | 4.368 | - | - | 1.986 | 751.987 |
| SUCRE | - | 341.275 | - | - | - | 341.275 |
| NUEVA ESPARTA | 63.576 | 1,014.385 | 0.423 | - | 1.305 | 1,079.689 |
| DELTA AMACURO | 0.002 | 0.051 | - | - | 0.007 | 0.060 |
| TOTAL | 2,170.764 | 3,204.060 | 0.423 | - | 6.771 | 5,382.019 |

Southern Region

| STATES | Quantity of Drugs (kgs) | | | | | |
|----------|-------------------------|-----------|--------|--------|-------|-----------|
| | COCAINE | MARIJUANA | HEROIN | BASUCO | CRACK | TOTAL |
| BOLIVAR | 30.131 | 5.402 | - | 0.076 | 3.775 | 39.384 |
| AMAZONAS | 1,161.000 | - | - | - | - | 1,161.000 |
| TOTAL | 1,191.131 | 5.402 | - | 0.076 | 3.775 | 1,200.384 |

Source: National Armed Force and Police Agencies



Table #4

Drug seizures sorted by organization
 Period: January 1, 2008 to August 4, 2008



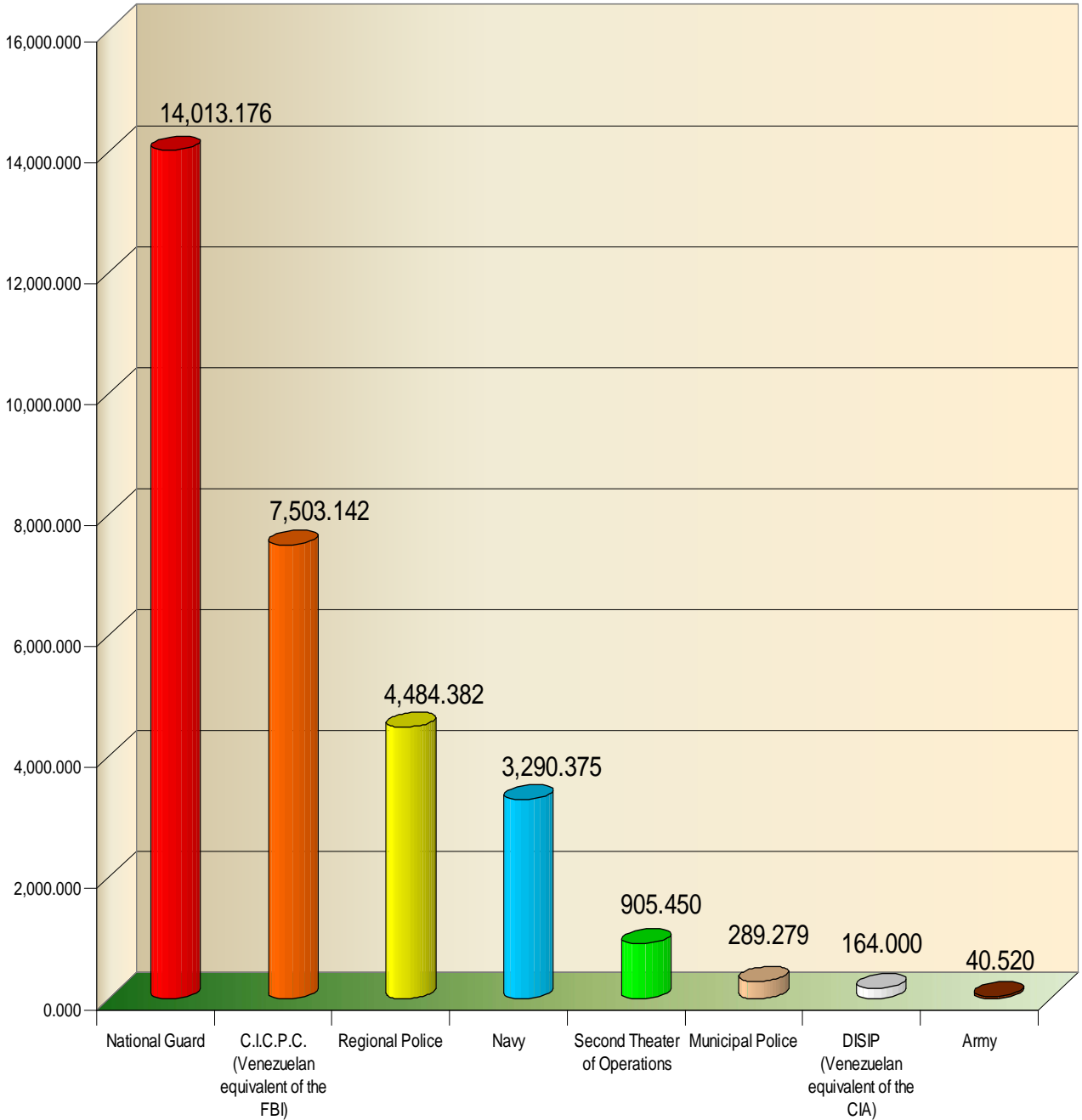
| Organization | # Seizures | # Arrests | Quantity | Percentage |
|--|--------------|--------------|-------------------|----------------|
| National Guard | 642 | 446 | 14,013.176 | 45.66% |
| Cuerpo de Investigaciones Científicas, Penales y Criminalísticas C.I.C.P.C. (Venezuelan equivalent of the FBI) | 86 | 104 | 7,503.142 | 24.45% |
| Regional Police | 2,539 | 3,390 | 4,484.382 | 14.61% |
| Navy | 2 | 14 | 3,290.375 | 10.72% |
| Second Theater of Operations | 2 | 5 | 905.450 | 2.95% |
| Municipal Police | 20 | 23 | 289.279 | 0.94% |
| DISIP (Venezuelan equivalent of the CIA) | 1 | 0 | 164.000 | 0.53% |
| Army | 1 | 4 | 40.520 | 0.13% |
| Total | 3,293 | 3,986 | 30,690.324 | 100.00% |

Source: National Armed Force and Police Agencies



Figure #2

Drug seizures sorted by organization
Period: January 1, 2008 to August 4, 2008



Source: National Armed Force and Police Agencies



Table #5

Regional Police drug seizures sorted by state
 Period: January 1, 2008 to August 4, 2008



| Drug State | # SEIZURES | COCAINE | MARIJUANA | HEROIN | BASUCO | CRACK | TOTAL (Kgs.) | (%) |
|---------------------|---------------|---------|-----------|--------|--------|--------|------------------|---------------|
| TACHIRA | 355 | 1.816 | 3,276.858 | - | 0.747 | 0.121 | 3,279.542 | 73.13% |
| ANZOATEGUI | 108 | 663.435 | 29.266 | - | - | 3.397 | 696.098 | 15.52% |
| MIRANDA | 492 | 124.581 | 58.785 | 0.146 | - | 11.561 | 195.073 | 4.35% |
| CAPITAL DISTRICT | 377 | 10.022 | 100.302 | 0.131 | 0.236 | 4.193 | 114.884 | 2.56% |
| FALCON | 97 | 58.841 | 1.929 | - | 0.028 | 0.282 | 61.080 | 1.36% |
| CARABOBO | 163 | 1.882 | 43.785 | - | 0.001 | 2.811 | 48.479 | 1.08% |
| MERIDA | 93 | 6.683 | 15.493 | 1.001 | 0.025 | - | 23.202 | 0.52% |
| NUEVA ESPARTA | 182 | 0.752 | 14.201 | 0.423 | - | 1.300 | 16.676 | 0.37% |
| ARAGUA | 151 | 1.971 | 8.005 | - | - | 2.535 | 12.511 | 0.28% |
| BOLIVAR | 125 | 2.721 | 5.366 | - | 0.076 | 3.743 | 11.906 | 0.27% |
| LARA | 134 | 3.533 | 3.571 | 0.286 | 0.401 | 0.938 | 8.729 | 0.19% |
| GUARICO | 58 | 3.909 | 0.479 | - | 0.065 | 0.080 | 4.533 | 0.10% |



Table #5 continued

Regional Police drug seizures sorted by state
 Period: January 1, 2008 to August 4, 2008



| States \ Drugs | # SEIZURES | COCAINE | MARIJUANA | HEROIN | BASUCO | CRACK | TOTAL (Kgs.) | (%) |
|----------------|------------|---------|-----------|--------|--------|--------|--------------|---------|
| BARINAS | 37 | 0.821 | 2.568 | - | 0.052 | - | 3.441 | 0.08% |
| MONAGAS | 44 | 0.383 | 0.947 | - | - | 1.977 | 3.307 | 0.07% |
| VARGAS | 42 | 0.218 | 0.281 | - | - | 1.735 | 2.234 | 0.05% |
| YARACUY | 38 | 1.136 | 0.212 | - | - | 0.105 | 1.453 | 0.03% |
| TRUJULLI | 22 | 0.212 | 0.407 | - | 0.015 | - | 0.634 | 0.01% |
| COJEDES | 14 | 0.156 | 0.185 | - | - | 0.194 | 0.535 | 0.01% |
| DELTA AMACURO | 6 | 0.002 | 0.051 | - | - | 0.007 | 0.060 | 0.00% |
| PORTUGUESA | 1 | 0.005 | - | - | - | - | 0.005 | 0.00% |
| AMAZONAS | 0 | - | - | - | - | - | - | 0.00% |
| APURE | 0 | - | - | - | - | - | - | 0.00% |
| SUCRE | 0 | - | - | - | - | - | - | 0.00% |
| ZULIA | 0 | - | - | - | - | - | - | 0.00% |
| TOTALES | 2539 | 883.079 | 3,562.692 | 1.987 | 1.646 | 34.978 | 4,484.382 | 100.00% |
| | | 19.69% | 79.45% | 0.04% | 0.04% | 0.78% | 100.00% | |

Source: Police Agencies

Table #6



Drug seizures sorted by nationality and sex
Period: January 1, 2008 to August 4, 2008



| Sex | Nationality | | Total | (%) |
|--------|-------------|------------|---------|---------|
| | Venezuelans | Foreigners | | |
| Male | 3,277 | 200 | 3,477 | 87.23% |
| Female | 481 | 28 | 509 | 12.77% |
| Total | 3,758 | 228 | 3,986 | 100.00% |
| (%) | 94.28% | 5.72% | 100.00% | |



Figure #3

Drug seizures sorted by nationality and sex
Period: January 1, 2008 to August 4, 2008

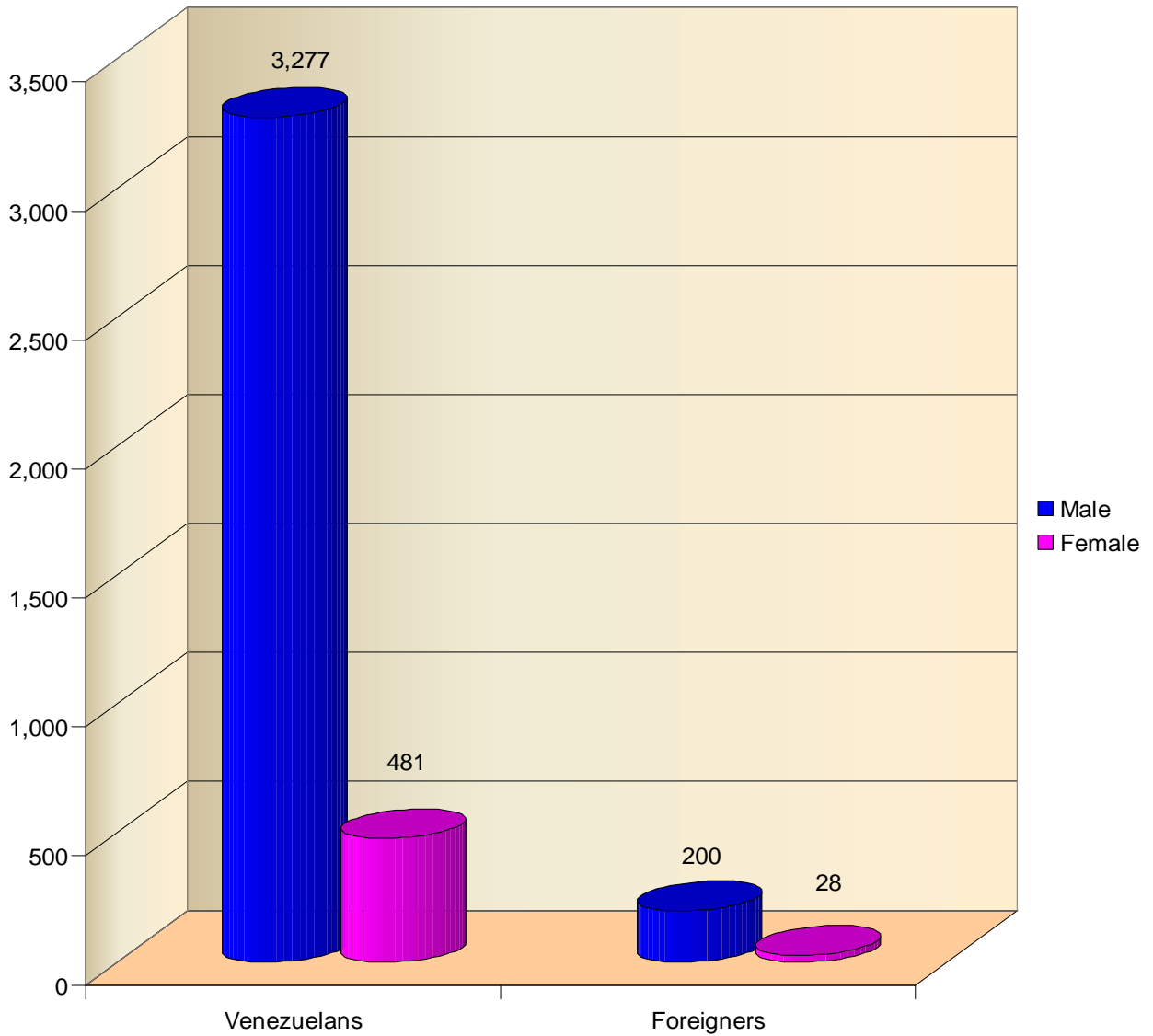


Table #7



Regional Police drug arrests sorted by sex,
nationality and state

Period: January 1, 2008 to August 4, 2008



| State | Venezuelans | | Foreigners | | Total Arrested | (%) |
|------------------|-------------|---------|------------|--------|----------------|--------|
| | Male | Females | Male | Female | | |
| MIRANDA | 581 | 128 | 10 | 4 | 723 | 21.33% |
| CAPITAL DISTRICT | 395 | 16 | 7 | - | 418 | 12.33% |
| TACHIRA | 330 | 13 | 53 | 2 | 398 | 11.74% |
| NUEVA ESPARTA | 240 | 20 | 3 | - | 263 | 7.76% |
| CARABOBO | 212 | 15 | - | - | 227 | 6.70% |
| BOLIVAR | 161 | 41 | 4 | 3 | 209 | 6.17% |
| ARAGUA | 185 | 9 | - | 1 | 195 | 5.75% |
| LARA | 158 | 27 | 2 | - | 187 | 5.52% |
| FALCON | 131 | 27 | - | - | 158 | 4.66% |
| ANZOATEGUI | 125 | 28 | - | - | 153 | 4.51% |
| MERIDA | 91 | 12 | 1 | - | 104 | 3.07% |
| VARGAS | 60 | 22 | - | - | 82 | 2.42% |
| GUARICO | 61 | 4 | - | - | 65 | 1.92% |



Table #7 continued

Regional Police drug arrests sorted by sex, nationality and state

Period: January 1, 2008 to August 4, 2008



| State | Venezuelans | | Foreigners | | Total Arrested | (%) |
|---------------|-------------|---------|------------|--------|----------------|---------|
| | Male | Females | Male | Female | | |
| MONAGAS | 48 | 12 | - | - | 60 | 1.77% |
| BARINAS | 34 | 7 | 6 | 2 | 49 | 1.45% |
| YARACUY | 45 | - | - | - | 45 | 1.33% |
| TRUJILLO | 20 | 2 | 1 | - | 23 | 0.68% |
| COJEDES | 17 | 1 | 1 | - | 19 | 0.56% |
| DELTA AMACURO | 6 | 5 | - | - | 11 | 0.32% |
| PORTUGUESA | 1 | - | - | - | 1 | 0.03% |
| AMAZONAS | - | - | - | - | - | 0.00% |
| APURE | - | - | - | - | - | 0.00% |
| SUCRE | - | - | - | - | - | 0.00% |
| ZULIA | - | - | - | - | - | 0.00% |
| TOTALS | 2,901 | 389 | 88 | 12 | 3,390 | 100.00% |

Source: Police Agencies



Table #8

Drug arrests of foreigners sorted by nationality

Period: January 1, 2008 to August 4, 2008



| NATIONALITY | # OF ARREST | PERCENTAGE |
|-------------|-------------|------------|
| COLOMBIAN | 134 | 58.77% |
| SPANISH | 13 | 5.70% |
| BRAZILIAN | 7 | 3.07% |
| ITALIAN | 7 | 3.07% |
| LITHUANIAN | 7 | 3.07% |
| PORTUGUESE | 7 | 3.07% |
| GUYANESE | 6 | 2.63% |
| DOMINACAN | 5 | 2.19% |
| MEXICAN | 5 | 2.19% |
| AMERICAN | 3 | 1.32% |
| LEBANESE | 3 | 1.32% |
| NIGERIAN | 3 | 1.32% |
| BULGARIAN | 2 | 0.88% |
| COSTA RICAN | 2 | 0.88% |
| FRENCH | 2 | 0.88% |
| DUTCH | 2 | 0.88% |
| MALAYSIAN | 2 | 0.88% |
| ROMANIAN | 2 | 0.88% |



Table #8 continued



Drug arrests of foreigners
sorted by nationality

Period: January 1, 2008 to August 4, 2008

| NATIONALITY | # OF ARREST | PERCENTAGE |
|---------------|-------------|------------|
| GERMAN | 1 | 0.44% |
| BRITISH | 1 | 0.44% |
| CHINESE | 1 | 0.44% |
| ESTONIAN | 1 | 0.44% |
| GHANAIAN | 1 | 0.44% |
| HUNGARIAN | 1 | 0.44% |
| IRANIAN | 1 | 0.44% |
| IRAQI | 1 | 0.44% |
| JORDANIAN | 1 | 0.44% |
| MACEDONIAN | 1 | 0.44% |
| PERUVIAN | 1 | 0.44% |
| POLISH | 1 | 0.44% |
| RUSSIAN | 1 | 0.44% |
| SERBIAN | 1 | 0.44% |
| SOUTH AFRICAN | 1 | 0.44% |
| SWISS | 1 | 0.44% |
| TOTAL | 228 | 100.00% |

Source: National Armed Force & Police Agencies
Bolivarian Republic of Venezuela