



Bolivarian Republic of Venezuela  
Ministry of People's Power for Interior and Justice  
National Anti-Drug Office  
Venezuelan Drug Observatory



# Statistics

## Seizures and Arrests for Drug Offenses in

# VENEZUELA

## January – April 2009

CARACAS, APRIL 30, 2009



# Table of Contents



• Presentation		/ Page 3
• Drug seizures according to type in the national territory	Chart 1	/ Page 4
• Drug seizures by the National Armed Forces and Police Organizations in the national territory	Chart 2	/ Page 6
• Drug seizures by type according to Federal Entity in the national territory	Chart 3	/ Page 8
• Drug seizures by type by Regional Police according to Federal Entities in the national territory	Chart 4	/ Page 10
• Drug seizures by type according to Region in the national territory	Chart 5	/ Page 12
• Arrests for drug offenses according to gender in the national territory	Chart 6	/ Page 15
• Arrests for drug offenses according to nationality in the national territory	Chart 7	/ Page 17
• Arrests for drug offenses by the Regional Police in the national territory according to gender and nationality	Chart 8	/ Page 19
• Arrests for drug offenses differentiated by nationality	Chart 9	/ Page 21



## National Anti-Drug Office Venezuelan Drug Observatory



In accordance with the Organic Law against Illicit Drug Trafficking and the Consumption of Stupeficient and Psychotropic Substances, the National Anti-Drug Office presents the following statistics of the drug seizures in the national territory. These statistics were elaborated with the contribution of the State Security Bodies that among its functions combats the trafficking of illicit drugs, allowing corroboration of the contributions of Venezuela confronting global drug problems, with the purpose of diminishing the trafficking of stupeficient and to be able to expound, once more, before the international community the desire to eliminate illicit drugs.



## Chart 1 Drug Seizures According to Type in the National Territory

January 1, 2009 - April 30, 2009

Drug	Total (Kg)	Percentage
Cocaine	7,164.063	45.70%
Marijuana	8,449.274	53.90%
Heroine	44.560	0.28%
Bazuco	2.231	0.01%
Crack	15.525	0.10%
<b>Total</b>	<b>15,675.652</b>	<b>100.00%</b>

(SOURCE: NATIONAL ARMED FORCES AND POLICE ORGANIZATIONS)

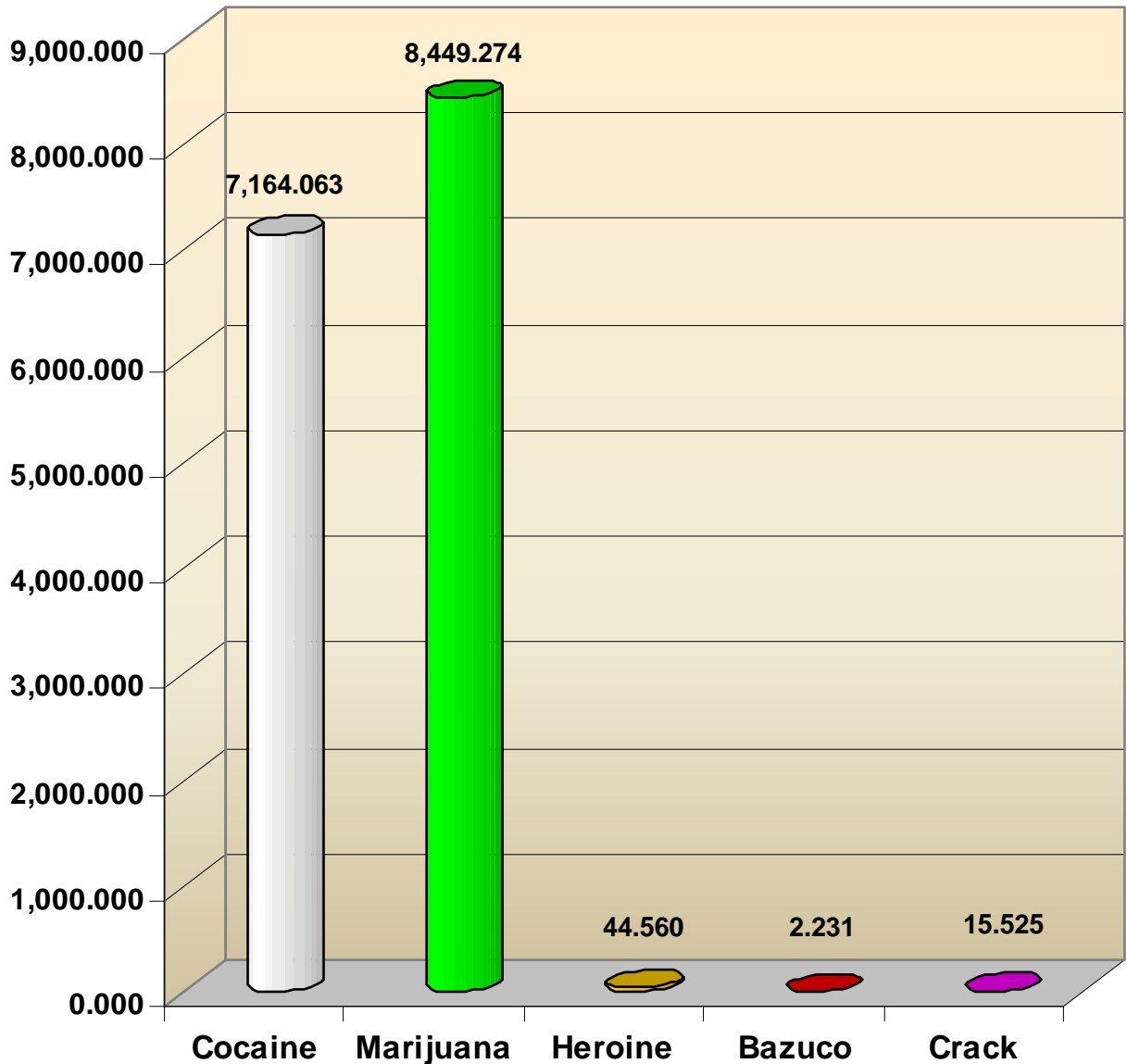


# Graph 1

## Drug Seizures According to Type in the National Territory



January 1, 2009 - April 30, 2009



(SOURCE: NATIONAL ARMED FORCES AND POLICE ORGANIZATIONS)



## Chart 2 Drug Seizures In the National Territory by the Armed Forces and Police Organizations



**January 1, 2009 - April 30, 2009**

Law Enforcement Agencies	Number of cases	Number of arrest	Quantity (Kg)	(%)
National Guard(GN)	348	205	5,860.494	37.39%
Scientifical, Penal and Criminal Investigative Body (C.I.C.P.C)	205	376	4,588.417	29.27%
Regional Police	1,505	1,987	3,755.198	23.96%
Navy	1	5	1,063.000	6.78%
Municipal Police	6	8	368.543	2.35%
Army	1	5	40.000	0.26%
<b>Total</b>	<b>2,066</b>	<b>2,580</b>	<b>15,675.652</b>	<b>100.00%</b>

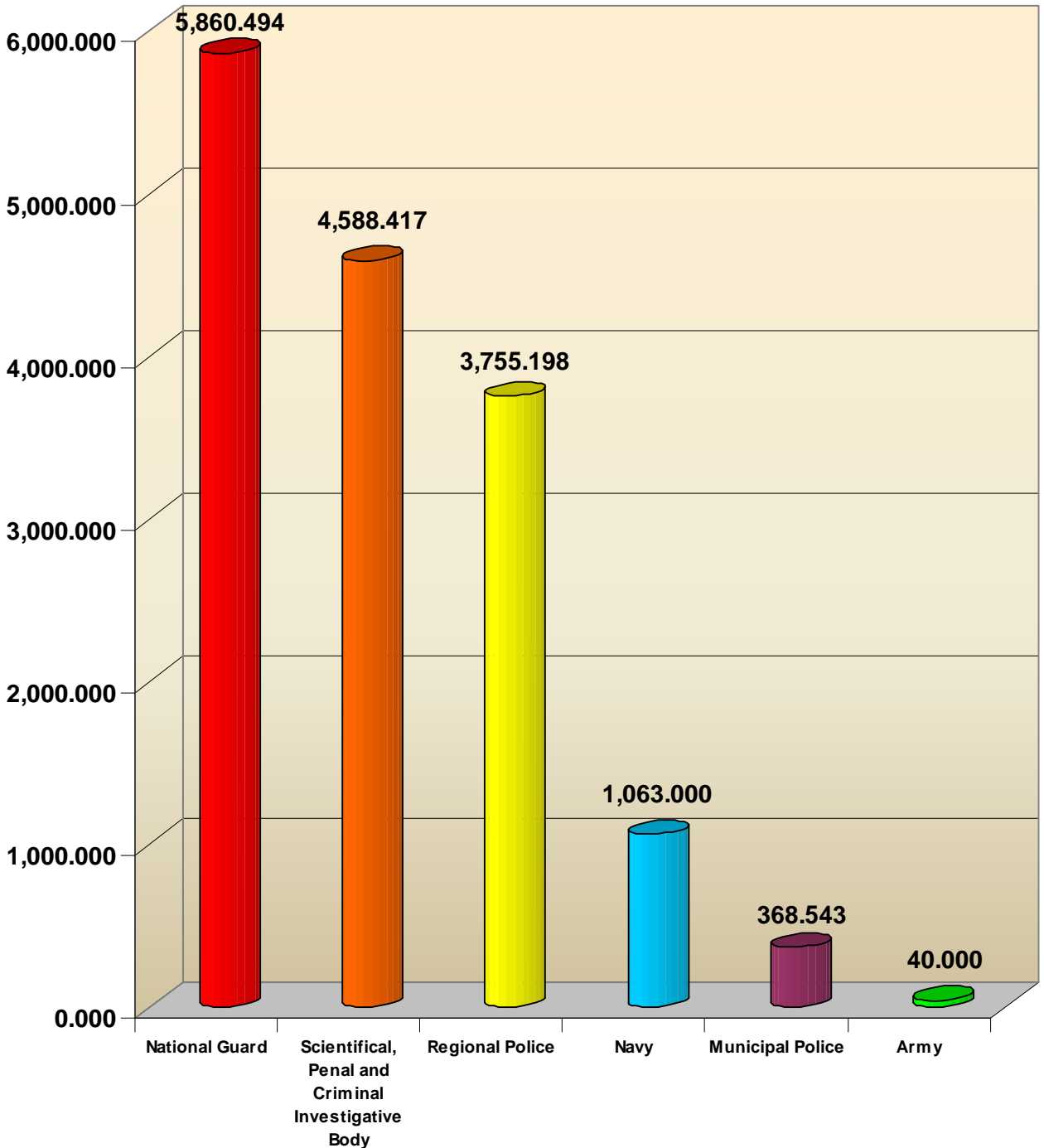
**(SOURCE: NATIONAL ARMED FORCES AND POLICE ORGANIZATIONS)**



## Graph 2 Drug Seizures In the National Territory by the Armed Forces and Police Organizations



January 1, 2009 - April 30, 2009



(SOURCE: NATIONAL ARMED FORCES AND POLICE ORGANIZATIONS)



### Chart 3

## Drug Seizures by Type According to Federal Entity in the National Territory January 1, 2009 - April 30, 2009



N°	State	N° of Cases	Drugs (Quantities Expressed in Kilograms)					Total	(% )
			Cocaine	Marijuana	Heroine	Basuco	Crack		
1	Táchira	249	1,884.931	3,619.900	0.030	0.446	0.032	<b>5,505.339</b>	<b>35.12%</b>
2	Aragua	120	0.683	2,501.517	-	0.035	1.177	<b>2,503.412</b>	<b>15.97%</b>
3	Distrito Capital	490	435.150	716.681	0.004	-	3.675	<b>1,155.510</b>	<b>7.37%</b>
4	Zulia	35	936.296	5.862	-	0.870	0.006	<b>943.034</b>	<b>6.02%</b>
5	Anzoátegui	11	515.731	0.029	-	-	0.070	<b>515.830</b>	<b>3.29%</b>
6	Mérida	68	17.867	485.643	-	0.714	0.200	<b>504.424</b>	<b>3.22%</b>
7	Cojedes	6	465.220	0.152	-	-	0.136	<b>465.508</b>	<b>2.97%</b>
8	Carabobo	196	406.761	14.339	22.100	-	3.828	<b>447.028</b>	<b>2.85%</b>
9	Vargas	114	412.375	0.659	10.675	-	0.041	<b>423.750</b>	<b>2.70%</b>
10	Nueva Esparta	178	371.866	31.089	11.300	-	0.577	<b>414.832</b>	<b>2.65%</b>
11	Apure	2	385.000	-	-	-	-	<b>385.000</b>	<b>2.46%</b>
12	Miranda	91	36.676	278.962	0.450	-	0.784	<b>316.874</b>	<b>2.02%</b>
13	Sucre	12	11.004	248.954	-	-	0.139	<b>260.097</b>	<b>1.66%</b>





### Chart 3 Drug Seizures by Type According to Federal Entity in the National Territory January 1, 2009 - April 30, 2009



N°	State	N° of Cases	Drugs (Quantities Expressed in Kilograms)					Total	( <b>%</b> )	
			Cocaine	Marijuana	Heroine	Basuco	Crack			
14	Barinas	7	10.095	246.512	-	-	<b>256.607</b>	<b>1.64%</b>		
15	Falcon	94	20.000	136.950	-	0.016	0.359	<b>157.325</b>	<b>1.00%</b>	
16	Bolivar	82	67.529	40.269	0.001	0.011	1.047	<b>108.857</b>	<b>0.69%</b>	
17	Portuguesa	11	101.137	0.022	-	0.011	0.001	<b>101.171</b>	<b>0.65%</b>	
18	Delta Amacuro	3	-	90.330	-	-	0.005	<b>90.335</b>	<b>0.58%</b>	
19	Yaracuy	35	14.492	14.416	-	-	2.308	<b>31.216</b>	<b>0.20%</b>	
20	Lara	191	6.604	11.596	-	0.052	0.499	<b>18.751</b>	<b>0.12%</b>	
21	Trujillo	23	0.794	3.711	-	-	0.100	<b>4.605</b>	<b>0.03%</b>	
22	Monagas	34	0.729	1.599	-	-	0.528	<b>2.856</b>	<b>0.02%</b>	
23	Guárico	12	0.121	0.082	-	0.076	-	<b>0.279</b>	<b>0.00%</b>	
24	Amazonas	1	-	-	-	-	0.013	<b>0.013</b>	<b>0.00%</b>	
25	Aguas Internacionales	1	1,063.000	-	-	-	-	<b>1,063.000</b>	<b>6.78%</b>	
<b>Totales</b>			<b>2,066</b>	<b>7,164.063</b>	<b>8,449.274</b>	<b>44.560</b>	<b>2.231</b>	<b>15.525</b>	<b>15,675.652</b>	<b>100.00%</b>
			<b>45.70%</b>	<b>53.90%</b>	<b>0.28%</b>	<b>0.01%</b>	<b>0.10%</b>	<b>100.00%</b>		



## Chart 4

### Drug Seizures by Type by Regional Police According to Federal Entity

**January 1, 2009 - April 30, 2009**

N°	Law Enforcement Agencies/ States	N° of Cases	Drugs					Total	(%)
			Cocaine	Marijuana	Heroine	Basuco	Crack		
1	Poli-Táchira	209	0.073	2,037.278	-	0.425	0.032	<b>2,037.808</b>	<b>54.27%</b>
2	Metropolitan Police (PM)	390	72.671	598.638	0.004	-	3.547	<b>674.860</b>	<b>17.97%</b>
3	Poli-Cojedes	2	465.220	0.048	-	-	0.115	<b>465.383</b>	<b>12.39%</b>
4	Poli-Zulia	6	366.080	1.011	-	0.009	0.006	<b>367.106</b>	<b>9.78%</b>
5	Poli-Delta Amacuro	1	-	90.329	-	-	-	<b>90.329</b>	<b>2.41%</b>
6	Poli-Falcón	77	2.910	30.879	-	-	0.235	<b>34.024</b>	<b>0.91%</b>
7	Inepol	167	0.624	31.078	-	-	0.577	<b>32.279</b>	<b>0.86%</b>
8	Poli-Mérida	61	5.866	8.762	-	0.714	0.200	<b>15.542</b>	<b>0.41%</b>
9	Poli-Lara	178	0.994	11.572	-	0.052	0.499	<b>13.117</b>	<b>0.35%</b>
10	Poli-Carabobo	139	0.380	7.060	-	-	1.827	<b>9.267</b>	<b>0.25%</b>
11	Poli-Miranda	48	1.342	2.501	-	-	0.573	<b>4.416</b>	<b>0.12%</b>
12	Poli-Aragua	103	0.332	2.384	-	-	0.659	<b>3.375</b>	<b>0.09%</b>
13	Poli-Yaracuy	28	0.147	0.356	-	-	2.256	<b>2.759</b>	<b>0.07%</b>



## Chart 4

### Drug Seizures by Type by Regional Police According to Federal Entity January 1, 2009 - April 30, 2009

N°	Law Enforcement Agencies/States	N° of Cases	Drugs (Quantities Expressed in Kilograms)					Total	(%)
			Cocaine	Marijuana	Heroine	Basuco	Crack		
			14	Poli-Bolívar	28	0.147	0.356		
15	Poli-Monagas	70	1.558	0.278	0.001	0.011	0.857	2.705	0.07%
16	Poli-Trujillo	19	0.677	0.477	-	-	0.456	1.610	0.04%
17	Poli-Amazonas	7	0.352	0.267	-	-	-	0.619	0.02%
18	Poli-Anzoátegui	-	-	-	-	-	-	-	0.00%
19	Poli-Apure	-	-	-	-	-	-	-	0.00%
20	Poli-Barinas	-	-	-	-	-	-	-	0.00%
21	Poli-Guárico	-	-	-	-	-	-	-	0.00%
22	Poli-Portuguesa	-	-	-	-	-	-	-	0.00%
23	Poli-Sucre	-	-	-	-	-	-	-	0.00%
24	Poli-Vargas	-	-	-	-	-	-	-	0.00%
<b>Totals</b>		<b>1,505</b>	<b>919.226</b>	<b>2,822.918</b>	<b>0.005</b>	<b>1.211</b>	<b>11.839</b>	<b>3,755.198</b>	<b>100.00%</b>
			<b>24.48%</b>	<b>75.17%</b>	<b>0.00%</b>	<b>0.03%</b>	<b>0.32%</b>	<b>100.00%</b>	

**(SOURCE: POLICE ORGANIZATIONS)**



## Chart 6

### Arrests for Drug Offenses According to Nationality and Gender in the National Territory January 1, 2009 - April 30, 2009

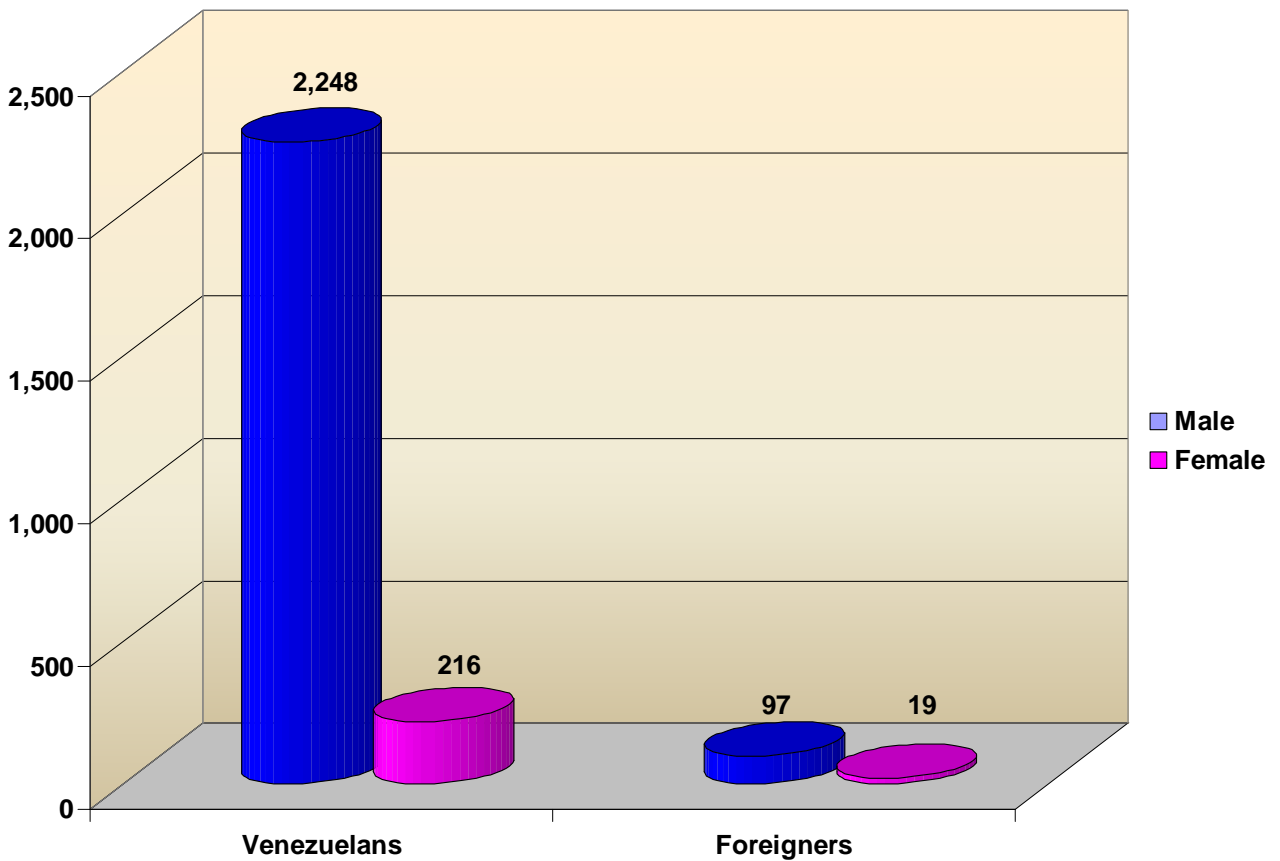
Gender	Nationality		Total	(%)
	Venezuelans	Foreigners		
Male	2,248	97	2,345	90.89%
Female	216	19	235	9.11%
<b>Total</b>	<b>2,464</b>	<b>116</b>	<b>2,580</b>	100.00%
<b>%</b>	<b>95.50%</b>	<b>4.50%</b>	<b>100.00%</b>	



## Graphic 5



### Arrests for Drug Offenses According to Nationality and Gender in the National Territory January 1, 2009 - April 30, 2009



(SOURCE: NATIONAL ARMED FORCES AND POLICE ORGANIZATIONS)



## CHART 8

### Arrests for Drug Offense by Regional Police in the National Territory According to Gender, Nationality and Federal Entity



**January 1, 2009 – April 30, 2009**

N°	Law Enforcement Agencies/State	Venezuelan		Foreign		Total Arrests	(%)
		Male	Female	Male	Female		
1	Metropolitan Police (PM)	448	24	3	-	475	23.98%
2	Poli-Lara	220	12	-	-	232	11.71%
3	INEPOL	215	4	-	-	222	11.21%
4	Poli-Táchira	193	7	18	-	218	11.00%
5	Poli-Carabobo	193	20	1	-	214	10.80%
6	Poli-Falcón	123	26	-	-	149	7.52%
7	Poli-Aragua	127	11	1	-	139	7.02%
8	Poli-Bolívar	95	11	3	-	109	5.50%
9	Poli-Mérida	64	10	-	-	74	3.74%
10	Poli-Miranda	57	10	1	-	68	3.43%
11	Poli-Yaracuy	32	4	-	-	36	1.82%
12	Poli-Monagas	15	8	-	-	23	1.16%
13	Poli-Trujillo	10	-	-	-	10	-
14	Poli-Zulia	10	-	-	-	10	-
15	Poli-Cojedes	1	-	-	-	1	-
16	Poli-Delta Amacuro	1	-	-	-	1	-
17	Poli-Amazonas	-	-	-	-	-	-
18	Poli-Anzoátegui	-	-	-	-	-	-
19	Poli-Apure	-	-	-	-	-	-
20	Poli-Barinas	-	-	-	-	-	-
21	Poli-Guárico	-	-	-	-	-	-
22	Poli-Portuguesa	-	-	-	-	-	-
23	Poli-Sucre	-	-	-	-	-	-
24	Poli-Vargas	-	-	-	-	-	-
<b>Total</b>		<b>1,804</b>	<b>147</b>	<b>30</b>	<b>0</b>	<b>1,981</b>	<b>100.00%</b>